

• D5ST Series

5032 LVDS OSC



FEATURES

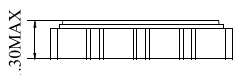
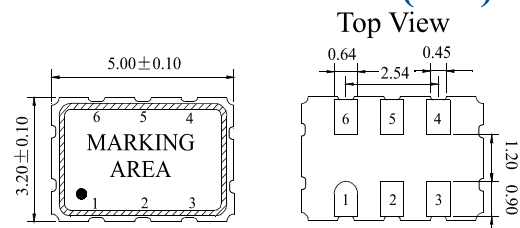
- 5.0*3.2*1.3mm package
- Tri-State function available
- Low Jitter and Noise
- LVDS output
- Ideal for Fiber-optic communication applications, FTTH and SONET/SDH applications, Sever, FCHBA, Fibre Channel, Gigabit Ethernet, and Serial ATA

Electrical Specifications

Parameter	Condition	D5ST
Frequency Range	F0	25~156.25MHz
Output Specification		LVDS
Frequency Stability*	All Condition	±25ppm, ±50ppm, ±100ppm
Operating Temperature Range	T _{OPR}	-20°C~+70°C (-40°C~+85°C option)
Storage Temperature Range	T _{STG}	-55°C~+125°C
Power supply Voltage	V _{DD}	3.3V+/-5% 2.5V+/-5%
Supply Current	I _{DD}	80mA Max
Output Symmetry	Sym	At ½V _{pp} 40/60%(45/55% Option)
Rise time	T _r	20%V _{pp} ~80%V _{pp} 1nS Max
Fall Time	T _f	80%V _{pp} ~20%V _{pp} 1nS Max
Output Voltage	V _{OH} V _{OL}	1.4V Typ. 1.1V Typ.
Differential output voltage	V _{OD}	350mV Typ.
Differential output error	ΔV _{OD}	40mV Typ.
Offset voltage	V _{OS}	1.25V Typ.
Offset error	ΔV _{OS}	50mV Typ.
Output Load		100 Ω Ouput - comp. output
Integrated phase jitter (RMS)	Integrated 12KHz to 20MHz	1pS Max
Start Time	T _s	10mS Max
Aging(First Year)	25°C ±3°C	±2ppm Max
Pin 1, tri-state function		Pin 1=H or open....Output active at pin 4,5 Pin 1=L.....high impedance at pin 4,5
Packing Unit		1000pcs/reel

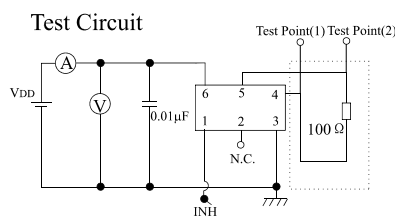
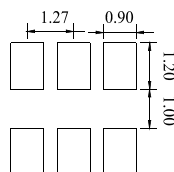
*Include: 25°C tolerance, operating temperature range, input voltage change, aging, load change, shock and vibration

Mechanical Dimensions(mm)

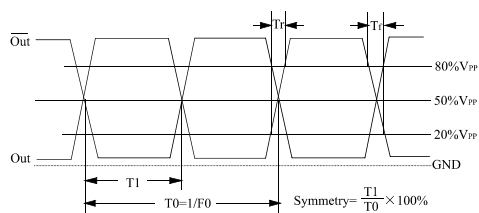


Pin	Connection
#1	Tri-State
#2	N.C.
#3	GND
#4	Comp. Output
#5	Out
#6	V _{DD}

Recommended Solder Pattern



Output Waveform



**Note: 0.01µF bypass capacitor should be placed between V_{DD}(Pin6) and GND(Pin3) to Minimize power supply line noise